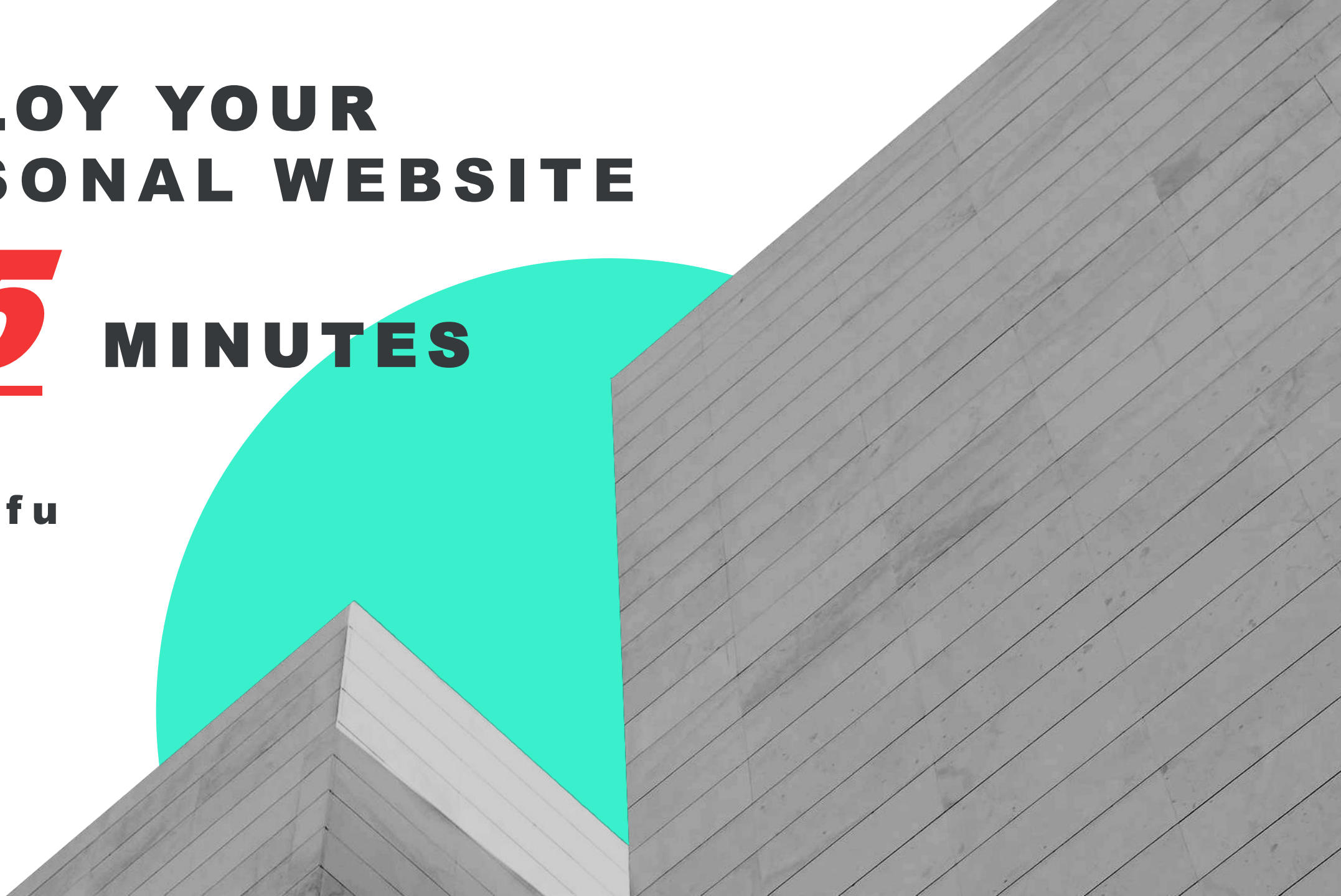


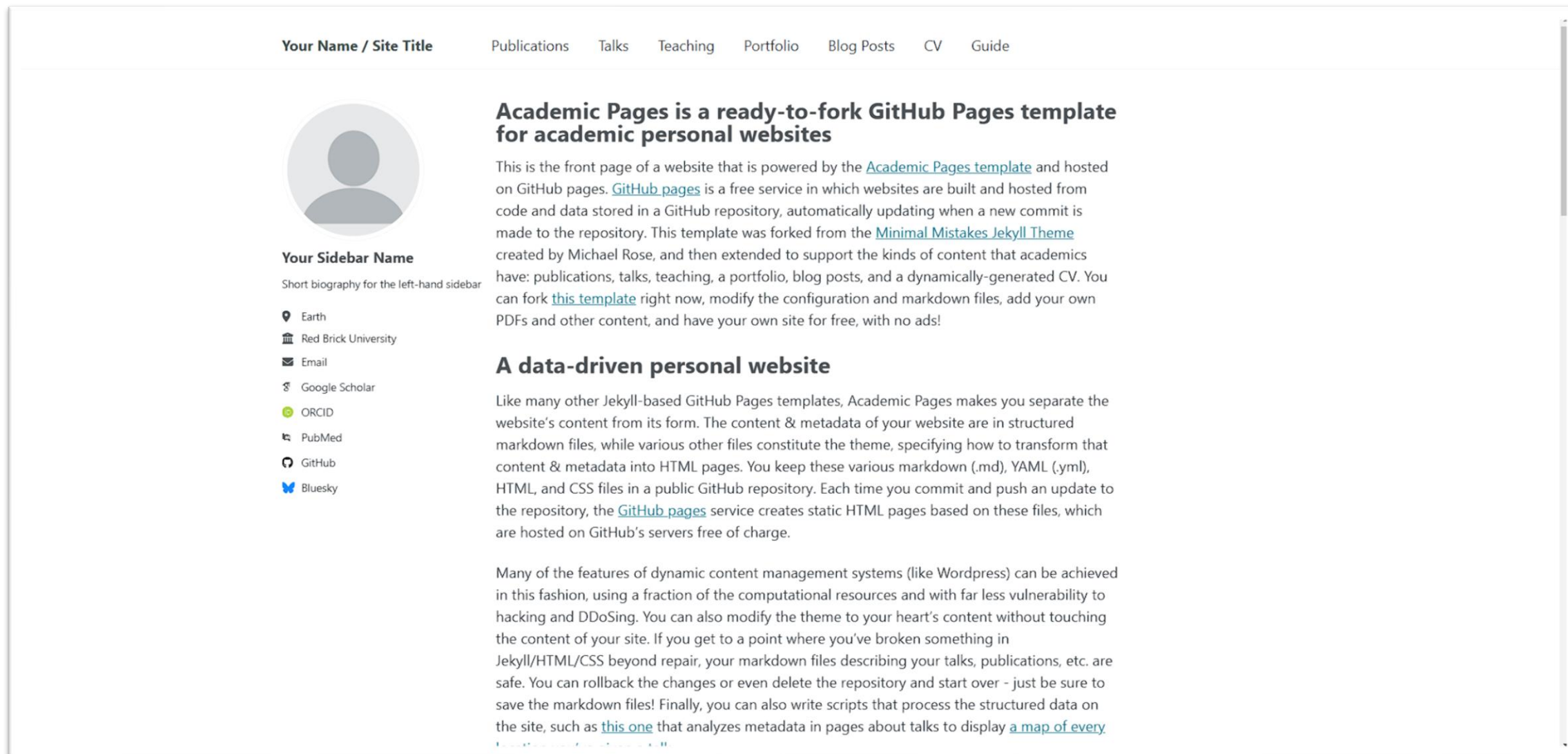
**DEPLOY YOUR
PERSONAL WEBSITE**

IN 5 MINUTES

Flynn fu

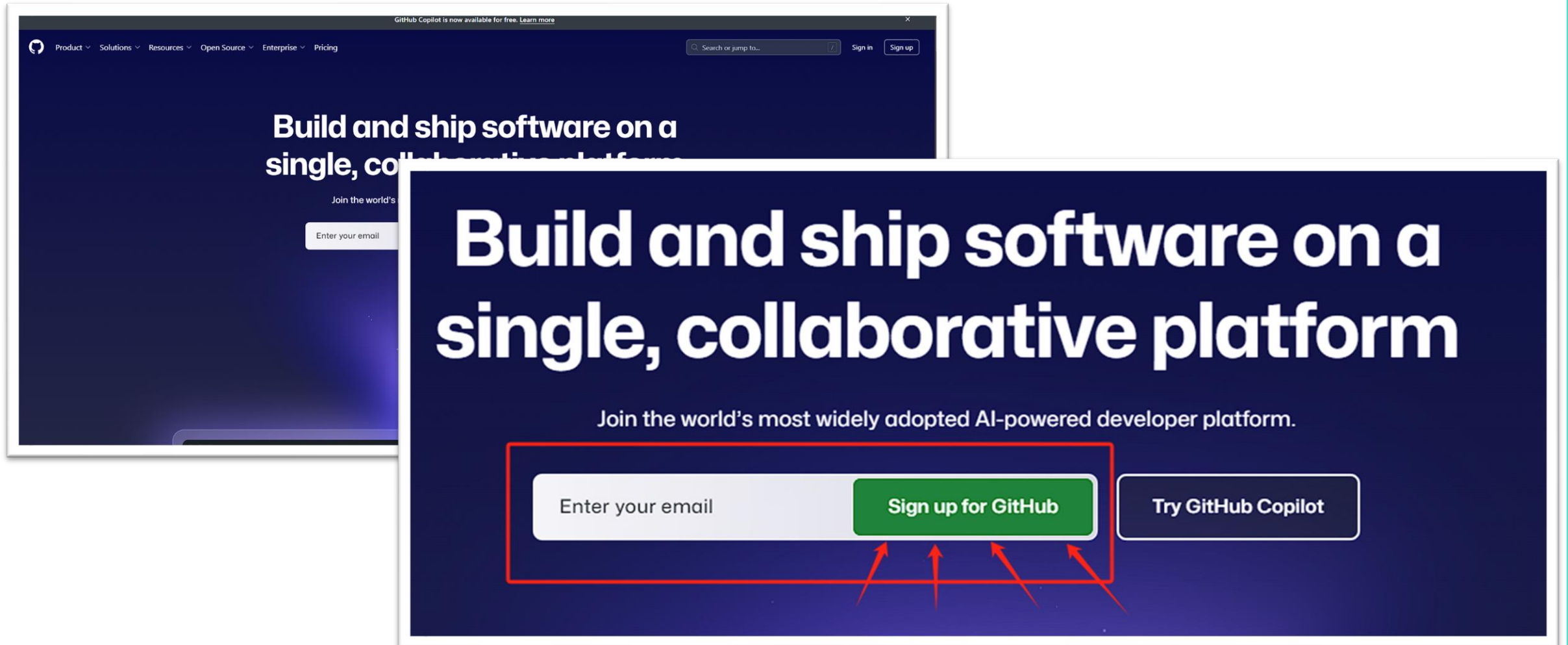


WANT A PERSONAL WEBSITE WITH YOUR STYLE?



STEP 1. A GITHUB ACCOUNT

Visit **www.github.com**
click **sign up** or **sign in**



STEP 2. FORK A TEMPLATE

1. Visit

<https://github.com/academicpages/academicpages.github.io>

2. Or search academicpages in github

academicpages / academicpages.github.io

Public template

Watch 91 Fork 45.8k Starred 13.3k Use this template

master 4 Branches 5 Tags

Go to file Add file Code

github-actions[bot] Automated update of talk locations 524f856 · 2 days ago 543 Commits

.github	#2792 fix bad path	3 weeks ago
_data	#2318 updating documentation a bit	6 months ago
_drafts	clone from staeiou.github.io	9 years ago
_includes	Merge branch 'master' of https://github.com/academicpage...	2 weeks ago
_layouts	Fix the clock icons by fa-clock	3 weeks ago
_pages	Add GA updates to documentation, Close #265	3 weeks ago
_portfolio	Update portfolio-2.html	9 years ago
_posts	Create 2199-01-01-future-post.md	7 years ago
_publications	Closes #48 with a more general and customizable approach	6 months ago

About

GitHub Pages template for personal, portfolio-based websites; forked from mmistakes/minimal-mistakes

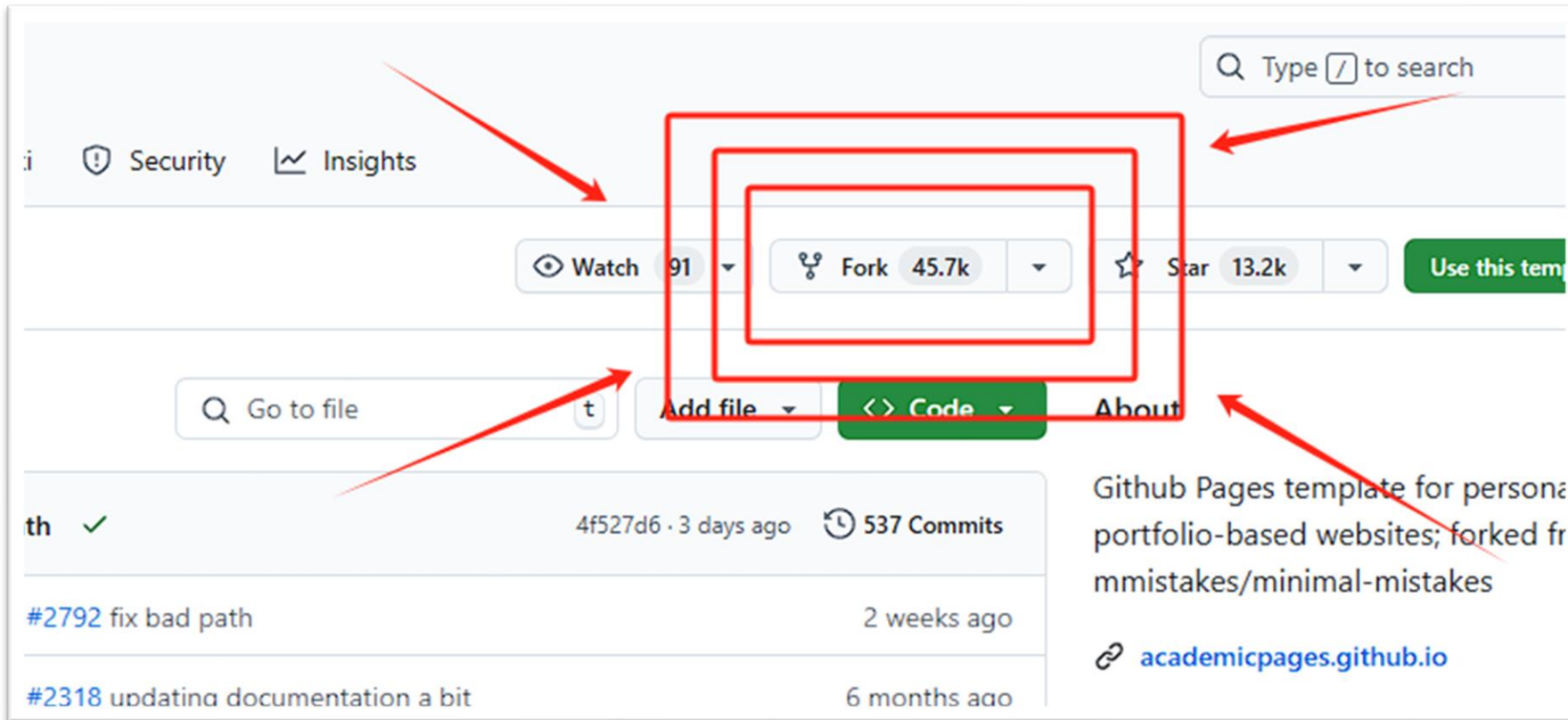
academicpages.github.io

jekyll github-pages personal-website portfolio-website academic-website

Readme MIT license Activity Custom properties 13.3k stars 91 watching 45.8k forks Report repository

STEP 2. FORK A TEMPLATE

3. **Fork** the template



STEP 2. FORK A TEMPLATE

4. **Enter** your GitHub username (must be the same as your username)

The image shows the GitHub 'Create a new fork' interface. A red box highlights the 'Owner' and 'Repository name' fields in the top-left section. Two red arrows point from this box to a larger, detailed view of the same fields on the right. In this detailed view, the 'Owner' dropdown is set to 'MSZ006NT' and the 'Repository name' text box contains 'msz006nt.github.io'. A green checkmark and text below the text box confirm 'msz006nt.github.io is available.' A third red arrow points from the 'Create fork' button at the bottom of the main form to the right-hand detailed view.

Create a new fork

A fork is a copy of a repository. Forking a repository allows you to freely experiment with changes without affecting the original project. [View existing forks.](#)

Required fields are marked with an asterisk (*).

Owner * **Repository name ***

MSZ006NT / hexo-theme-academia

✓ hexo-theme-academia is available.

By default, forks are named the same as their upstream repository. You can customize the name to distinguish it further.

Description (optional)

A light & simple & responsive page for academic websites on Hexo, crafted from academicpages on Jekyll.

☒ Copy the master branch only

Contribute back to PhosphorW/hexo-theme-academia by adding your own branch. [Learn more.](#)

i You are creating a fork in your personal account.

Create fork

STEP 3. SETTING

Projects

Wiki

Security

Insights

Settings

General

Access

Collaborators

Moderation options

Code and automation

Branches

Tags

Rules

Actions

Webhooks

Environments

Codespaces

Pages

GitHub Pages

GitHub Pages is designed to host your personal, organization, or project pages from a GitHub repository.

Your site is live at <https://msz006nt.github.io/>
Last [deployed](#) by [MSZ006NT](#) now

Visit site

Build and deployment

Source

Deploy from a branch

Branch

Your GitHub Pages site is currently being built from the master branch. [Learn more about configuring the publishing source for your site.](#)

master

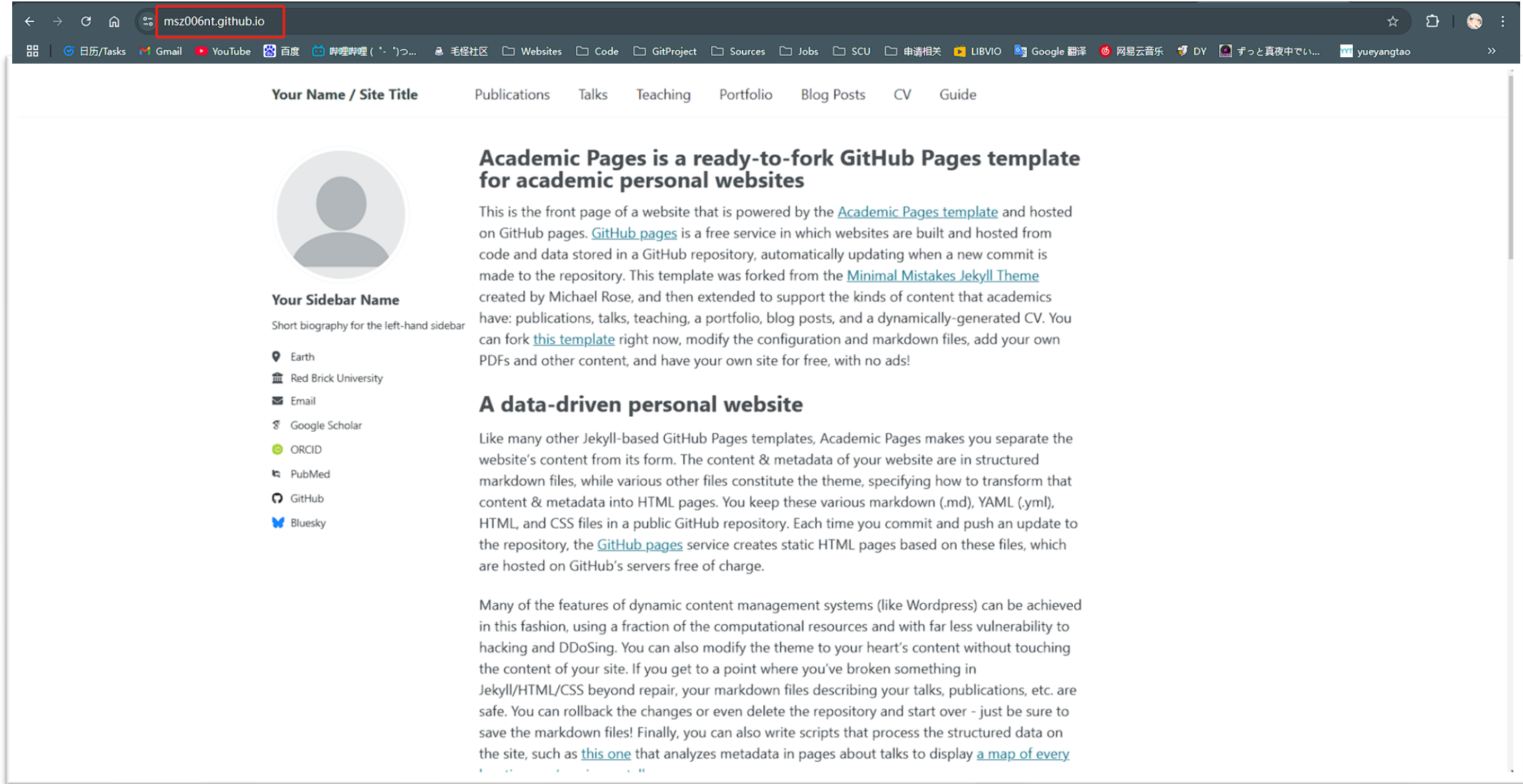
/ (root)

Save

Learn how to [add a Jekyll theme](#) to your site.

<https://msz006nt.github.io>

STEP 4. HERE IS THE WEBSITE!



STEP 5. SOME MODIFICATIONS



Your Sidebar Name

Short biography for the left-hand sidebar

- 📍 Earth
- 🏛️ Red Brick University
- ✉️ Email
- 🔍 Google Scholar
- 🆔 ORCID
- 📖 PubMed
- 🐙 GitHub
- 🦋 Bluesky

About me

Hello! This is my new personal website!

- this is a self-introduction

STEP 5. SOME MODIFICATIONS

Your Name / Site Title

Publications

Talks

Teaching

Portfolio

Blog Posts

CV

Guide



About me

Hello! This is my new personal website!

- this is a self-introduction

Flynn Fu

This is a bio

📍 California, US

🏛️ Santa Clara University

✉️ Email

🐙 GitHub

🦋 Bluesky

STEP 6. OTHER RESOURCES

Resources Links:

1. Google search [hexo themes](#)
2. Google search [jekyii themes](#)

Documentation:

1. [hexo tutorial](#)
2. Google search [hexo next theme](#)



**THANK
YOU**